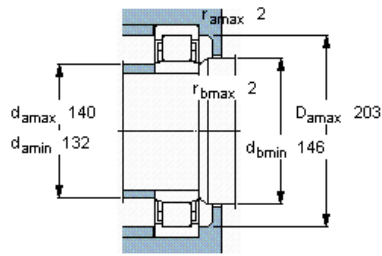
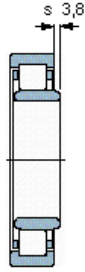
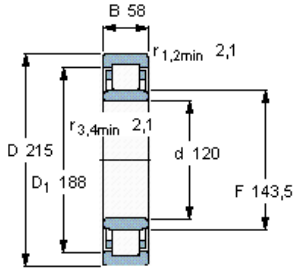
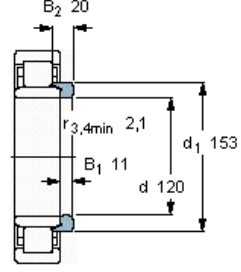


Cylindrical roller bearings, single row

Principal dimensions			Basic load ratings		Designation	Angle ring
d	D	B	dynamic C	static C0	<b>* SKF Explorer bearing</b>	Designation
mm			kN		-	-
<b>120</b>	215	58	520	630	NU 2224 ECJ *	HJ 2224 EC



**Calculation factors**  
 $k_r$  0,2  
 $e$  0,3  $\gamma$  0,4



HJ 2224 EC  
 Mass kg 0,74